

PHAZER

INDUSTRIAL
BATTERY
CHARGERS

- **ECONOMICAL**
- **OVER 60 MODELS TO CHOOSE FROM**
- **VIRTUALLY MAINTENANCE FREE**
- **REGULATED TAPERING CHARGE**
- **DVDT CONTROL WITH LED's**
- **100% FINISH RATE TO INSURE MAXIMUM BATTERY LIFE**
- **VOLTAGE ADJUST BOARD**



MAC PHAZER is an industrial rated battery charger, designed to deliver maximum value and performance traditionally expected in Motor Appliance products.

The Phazer uses ferroresonant transformers which are self regulating, virtually maintenance free and maintain safe finish rate even when line voltage fluctuates +/- 10%.

The Phazer is rated to charge batteries that have been discharged to 80% of rated capacity. The 100% finish rate increases the mixing of the battery electrolyte and maximizes battery life.

The charge cycle is controlled by a DVDT microprocessor control, status provided by LED's.

The Phazer line offers single and three phase models with multiple AC input voltages standard.

QUALITY DESIGN DEPENDABLE PERFORMANCE

555 Spirit of St. Louis Blvd.
St. Louis, Missouri 63005
(314) 532-3406
FAX (314) 532-4609

FEATURES:

Automatic start/stop charge cycle control

- Microprocessor controlled
- Dvdt
- Equalize mode
- Status LED's:
Charger on, abnormal incomplete, 80% and complete.
- Maximize battery life

Protection


- Current limiting transformer design
- Low voltage control circuitry
- Reverse polarity protection
- Surge protectors guard diodes

Extended Battery life

- Low temperature rise during charging
- Controlled finish rate
- Fully charged batteries deliver more power with minimum sulfation.

Transformers

- Ferroresonant design
- Energy Efficient
- Line Compensation maintains safe finish rate even when the line voltage fluctuates +/- 10%
- Class H insulation



Voltage adjust Board

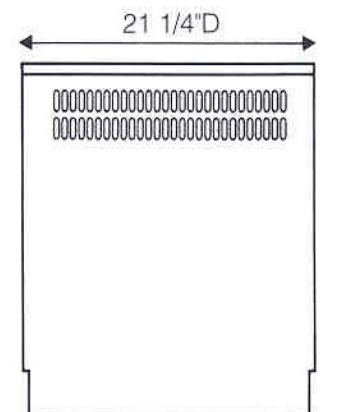
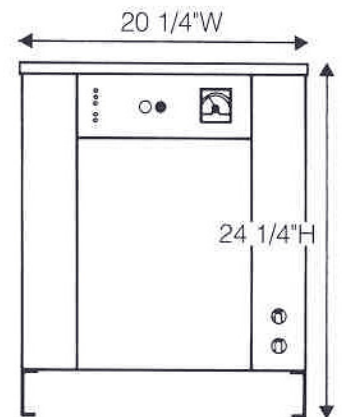
- Automatically makes all power and control transformer connections

ORDERING INFORMATION

1. Specify complete model number (example: 6MP475S).

2. Add number suffix to model number designating AC voltage (example: 6MP475S₁).
1 = 120/208/240
2 = 208/240/480
3. Specify charge connector.
4. Specify AC input set voltage (example: Set voltage 240).

CASE DIMENSIONS



(same case used for single & 3 Phase models)

Distributed By: